



Warning

The improper use of this product may lead to damage of property, casualty, or severe injury.



Important Note

The improper use of this product may lead to physical injury or damage of property.

Smart Baseball Using Manual (SKTP1)

Please read this manual thoroughly before you use this product, and please follow the instructions below:

Note: This product needs to be used with the STRIKE smart baseball wireless charging pad.

- The improper procedure during charging may lead to fire or the danger of chemical burn.
- Please do not charge the product when your STRIKE smart baseball is over-heated, physically damaged, or in any other abnormal condition.
- Please do not attempt to repair the product on your own, as it may lead to physical injury.
- Please do not intend to throw this product directly at people or cause injury to others.
- Please do not put items such as: any metal items, magnets, cards with magnet strips, credit cards, metro cards, or RFID in between this product and the STRIKE wireless charging pad. The product may be damaged due to overheating when charging improperly. Once the charging is complete, please remove the product completely away from the STRIKE wireless charging pad on your own.

STRIKE SMART BASEBALL

Operating Steps



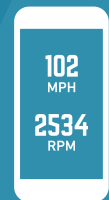
Step 1
Turn on Bluetooth pairing



Step 2
Turn on app, and select pitching mode



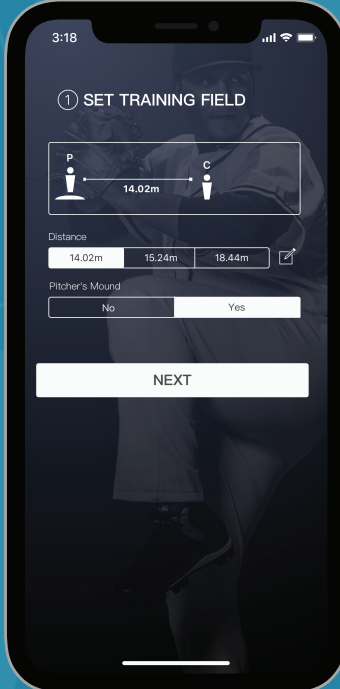
Step 3
BUMP TO PAIR : please initiate the connection by throwing your STRIKE smart baseball to your baseball glove



Step 4
Begin using this product

Suggested Locations for Using this Product

- Please use this product in a standard baseball field or bullpen.
- It's suggested to use the default setting for the "Pitching Distance Setting" on your app, but you may also set up the distance manually.
- Please use the actual throwing distance for your "Pitching Distance Setting" on the app, or it might affect the final analyzed result.



Important

- Making any changes or modification to this product, or not following the user agreement may void the manufactory warranty.
- Please charge this product at least once every six months even if you do not intend to use it for a long period of time, or it may completely damage the Lithium battery and lead to permanent damage.
- Please use this product safely and correctly.
- Upon receiving this product, please register it as soon as possible in order to receive the product manufactory warranty.
- Customers are responsible for keeping their purchasing receipt (or purchasing certificate) for warranty purposes.
- Please do not attempt to open this product on your own, or change any gears or the battery inside.
- The proper operation temperature of this product is between 40°F ~ 110°F (5°C ~ 40°C).

- Please do not soak this product into any type of liquid, or expose it to a humid environment or extreme heat (over 50 degrees Celsius.)
- This product can only be used with the STRIKE wireless charging pad. Please do not modify the battery modular. Also, please do not charge this product during a thunderstorm, even when you are charging it indoors.
- Please do not use any pitching machine to throw this product, or any other method except throwing by hand.
- Please do not attempt to hit this product with a bat or use it during batting practice.
- This product includes an irreplaceable battery.
- The battery life may vary due to different situations. Please follow local regulations to dispose of this product. In the absence of laws or local regulations regarding the disposal of electronic devices, you may dispose of your device in an appropriate legal manner.

Product Specification

Weight : 5 oz ~ 5.25 oz (141.8 g ~ 148.8 g)
Size : 9" ~ 9.25" (22.9 cm ~ 23.5 cm) (circumference)
Product surface : full grain leather
Core : rubber and wood
Stitching : mixed cotton containing polyester fiber, or pure cotton
Input: 5V/1A

Usage Limitation

The STRIKE smart baseball can only measure accurately under the following conditions :
Pitching speed under 110 MPH / 180 KPH
Pitching rotation under 4000 RPM

App supports iOS 9 and above, Android 5.0 and above
Support the pairing of any Bluetooth 4.0 and above device

Charging Time and Using Time

Upon receiving this product, please charge it fully immediately. Please also recharge this product fully again before each use.


The charging time until fully charged: 3 ~ 5 hours.
Standby time: 48 hours.
Maximal continuous use of this product: 12 hours.
*Charging time and length of use may vary according the charging environment and the deterioration of the battery.

Charging Procedure

- Plug in power : Steady blue light.

Please line up the S logo at the bottom of this product to the S logo on the STRIKE wireless charging pad when placing this product for charging.

- Connecting Charging : Rapid flash of blue light twice.
- During Charging : Slow flash of blue light.
- Charging Complete : Steady blue light.



STRIKE APP

How to Download the App

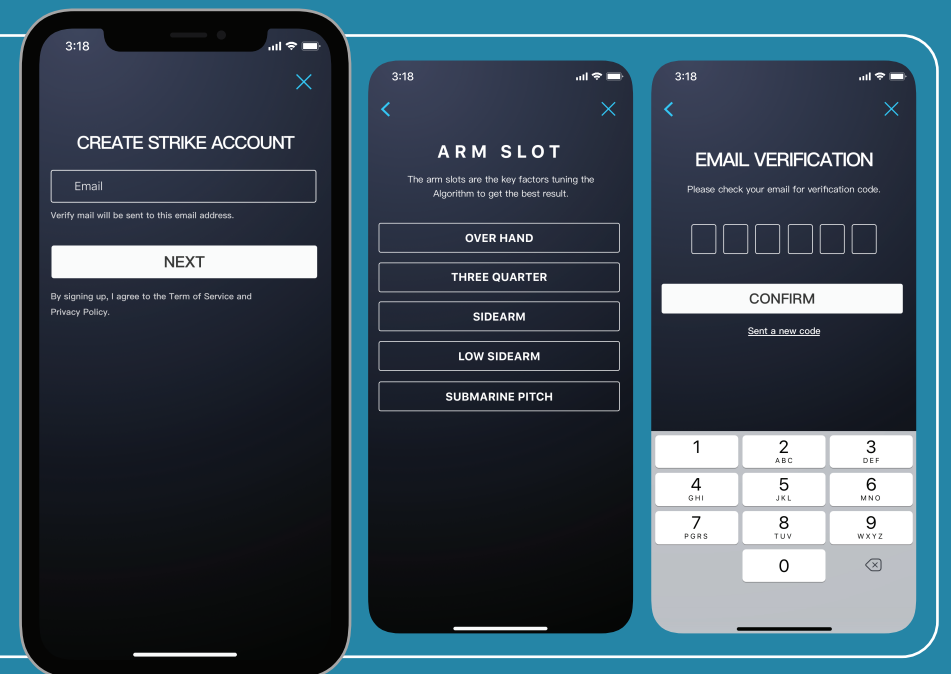


App Registration Process

Step 1
Create STRIKE account

Step 2
Sharing your information to let us know you better

Step 3
Verify your Email



Functions of the App

- It is suggested that the product be used by three users at the same time.
- For best user experience, it is suggested that the third person use the app on a mobile phone to control good training rhythm.
- Setting of the pitching distance and the pitcher's mound influences the results of the STRIKE app algorithm, so the wrong setting could affect the training effect.
- The training records are saved in "Records" automatically.
- STRIKE app sorts the average achievement of each training for your review.

Product Registration Process

Step 1
Choose the product you want to register

Step 2
Bump your STRIKE to connect app

Step 3
Scan the bar code on the box

Step 4
Finish

